

NIR LED Fiber Optic Illuminator

SLG-150V-NIR

Suitable for surface inspection and inside inspection

***Higher illuminance
over 150W halogen illuminator****

* Higher illuminance over 150 W halogen illuminator as for 850 nm/ 940 nm/1,060 nm
Equivalent illuminance to 150 W halogen illuminator as for 1,100 nm



■ Features | SLG-150V-NIR

- Suitable for transmissive inspection such as silicon wafer, PCB and packages.
- Long lifetime of 30,000 hours as for 850nm/ 940nm.
- Minor damage to inspection objects as a result of lower heat than halogen illuminator.
- Light output is stable even under harsh conditions by stabilizer function.
- Compliant with CE marking

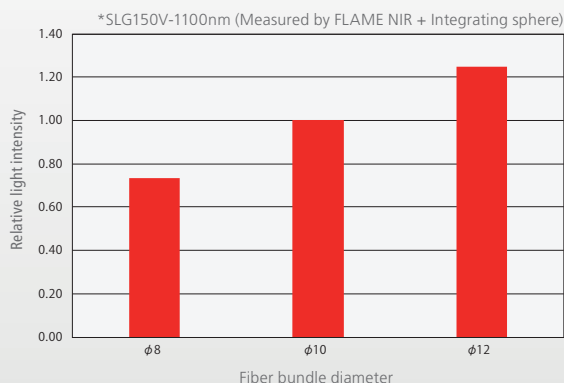
NIR LED Fiber Optic Illuminator

SLG-150V-NIR

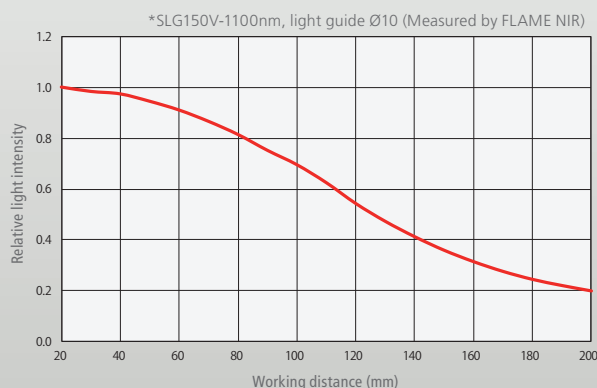
Higher illuminance over 150W halogen illuminator*

* Higher illuminance over 150 W halogen illuminator as for 850 nm/ 940 nm/1,060 nm
Equivalent illuminance to 150 W halogen illuminator as for 1,100 nm

Optimized optical design



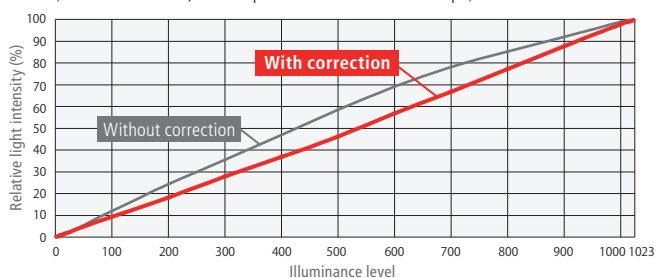
Distance distribution



Linearity

- Unique linearity correction function pre-installed
- Identical linearity characteristics programmable with multiple units

The number of Illuminance control steps may be selected
(10 bit control: 1,024 steps/ 8 bit control: 256 steps)

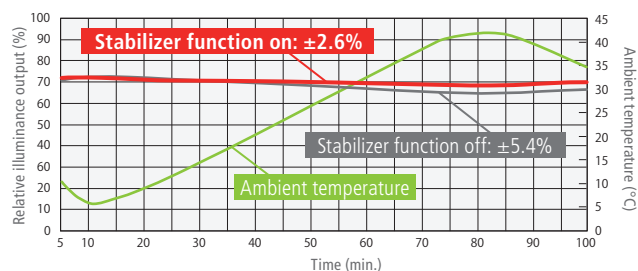


* Actual value measured in accordance with our measurement standards (not guaranteed)
* Linearity correction function is always effective.

Constant illumination function

- Light output is stable even under harsh conditions.

Brightness fluctuation can be minimized within a range of $\pm 3\%$.
Stabilizer function is available in a range of operating temperatures.
(Operating temperature: 5 to 40°C, illuminance level from 40 to 80%)



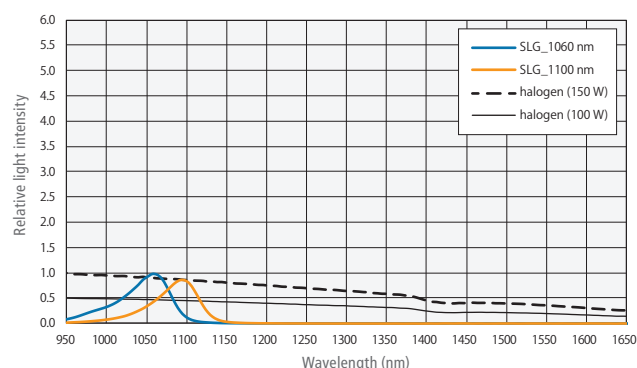
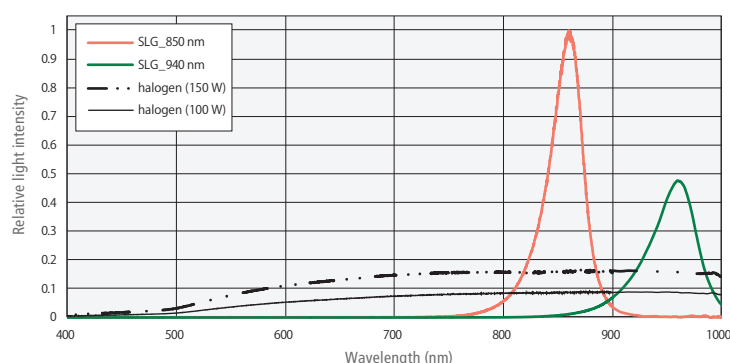
* Actual value measured in accordance with our measurement standards (not guaranteed)
* Stabilizer function is off in default settings.



Spectral distribution

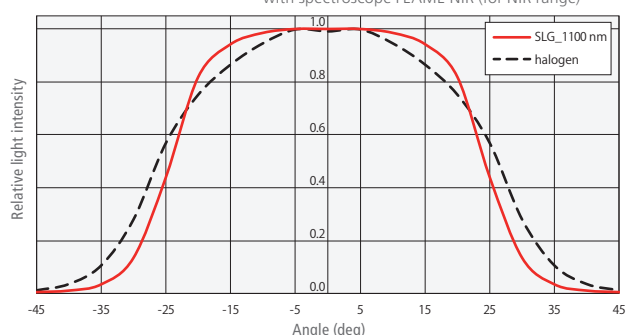
Measuring instrument: spectroscope (for visual light range) USB4000 and integrating sphere, spectroscope FLAME NIR (for NIR range)

*Different measuring instrument for each range, visual or NIR.



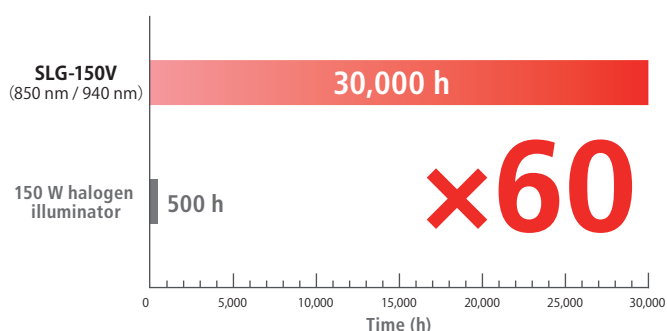
Light distribution

*Measuring instrument: At the Distance of 150 mm with spectroscope FLAME NIR (for NIR range)



Long life

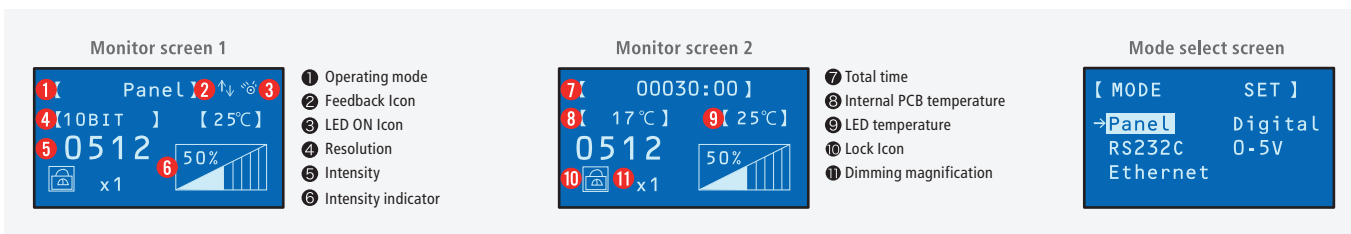
- Comparison of life span between SLG-150V (850 nm/ 940 nm) and 150 W halogen illuminator



* Calculated value until light output decreases to 70% at maximum illuminance and 25°C ambient temperature (not guaranteed)

Monitoring system

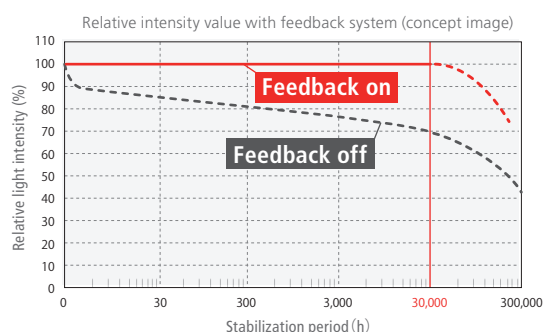
- LED temperature, PCB temperature and accumulated operating time are displayable on the LCD.



* Please refer to the operation instruction guide for more details.

FEED BACK system

- Maintaining stable output for a long term by feedback system with chosen stabilization period.



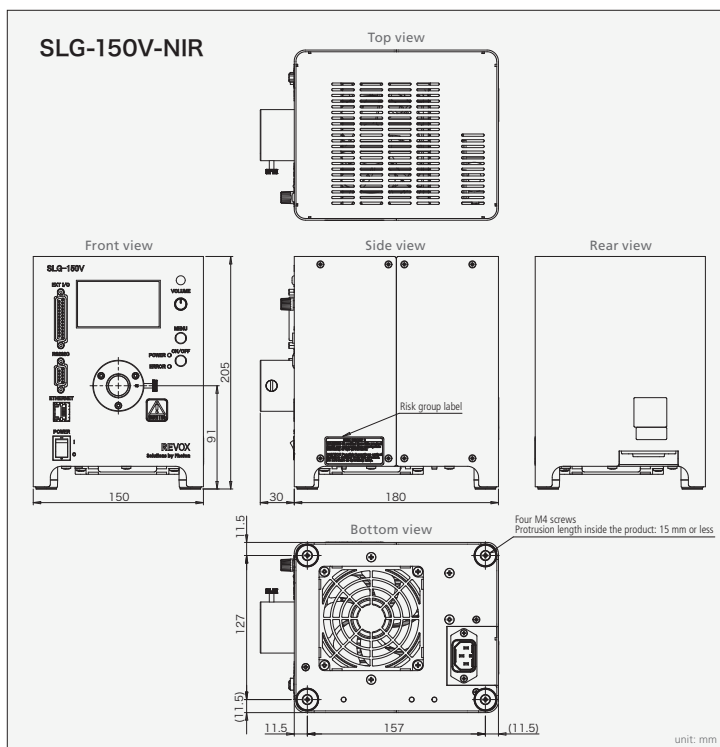
* Concept image in case of stabilization period of 30,000 hours (not guaranteed)

Model number

SLG-150V-□-□-□-□
① ② ③ ④

- Feedback function: FB (available), non (not available)
- LED peak wavelength: 850 nm → 850, 940 nm → 940, 1,060 nm → 1060, 1,100 nm → 1100
- Applicable fiber bundle diameter: Ø8 to 14 mm → M
- Light distribution angle: 30° → N

■ Appearance



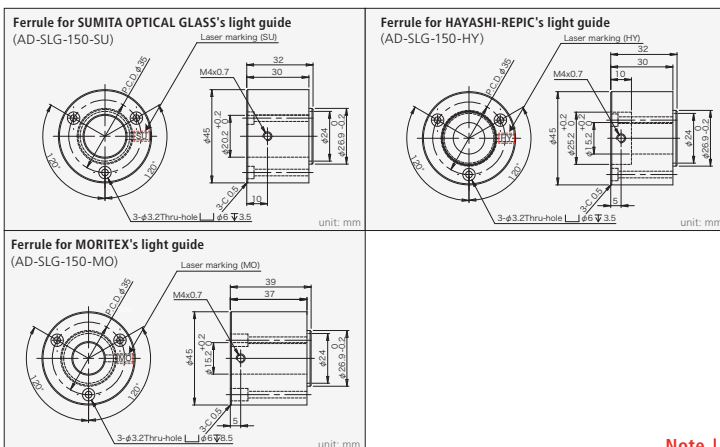
■ Option | Light guide, Adapter for light guide

We suggest a suitable light guide such as straight, ring or line type.



■ Option | Ferrules

Select a ferrule that matches the dimensions of your light guide.



For inquiries

Creating the future with light

REVOX, Inc.

Head Office

SIC-3 1880-2 Kamimizo, Chuo-ku,
Sagamihara, Kanagawa, Japan 252-0243
Tel 81. (0)42. 786. 0371
Fax 81. (0)42. 786. 0372
E-mail info@revox.jp

Machine Vision Sales Dept.

AR Shin-Yokohama Bldg. 8F
2-17-19 Shin-Yokohama, Kouhoku-ku
Yokohama, Kanagawa, Japan 222-0033
Tel 81. (0)45. 548. 8171
Fax 81. (0)45. 548. 8586

www.revox.jp

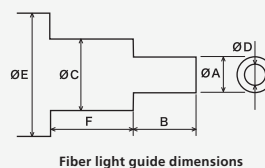
www.revox.jp/en (international)

■ Technical specifications

Model No.	SLG-150V-NIR
Applicable fiber bundle diameter	Ø8 to 14 mm
Light distribution angle	30° (full angle)
LED peak wavelength (typ.)	850, 940, 1060, 1100 nm
Drive method	Constant-current drive
Illuminance control	Variable-current control
Input power supply	100 to 240 VAC (±10%) 50/60 Hz [For usage in Japan: AC 100 VAC (±10%) 50/60 Hz]
Power consumption (typ.)	850/ 940: 95 VA, 1060/ 1100: 110 VA
Inrush current (typ.)	15 A at 100 VAC, 30 A at 200 VAC from a cold start
Ground leakage current	3.5 mA max. (264 VAC, 60 Hz, with no load) [For usage in Japan: 1 mA max. (100 VAC, 60 Hz, with no load)]
Insulation withstand voltage (Input FG)	1,500 VAC for one minute cutoff current: 10 mA, 500 VDC, 20 MΩ, min.
Operating environment (indoor use only)	Temperature: 5 to 40°C Humidity: 20 to 80% (with no condensation) Altitude: 2,000 m max Transient overcurrent: Category II Pollution level 2
Storage environment	Temperature: -15 to 60°C Humidity: 20 to 80% (with no condensation)
Cooling method	Forced cooling
CE marking	Safety standards: Conforms to EN61010-1 EMC standards: Conforms to EN61000-6-2, EN61000-6-4, and EN62311
PSE	Conforms to Technical Standards
Environmental regulations	RoHS compliant
Risk Group	850/ 940: Risk Group 3 1060/ 1100: Risk Group 2
Material, coating and surface processing	Aluminium alloy (Alumite)
Weight	Approx. 3.9 kg
Accessories	One Instruction Guide

■ Option | Custom-order ferrule

■ To order customized ferrule, inform us of the dimensions of the light guide. (A to F)



*For sizes not listed, please inquire (info@revox.jp)

Note Please carefully read the operation instruction guide prior to use.
The above specifications are subject to change without notice.
SLG-150V-NIR emits strong infrared light.
Light-absorbing material may have damages because it converts the light output into heat.